
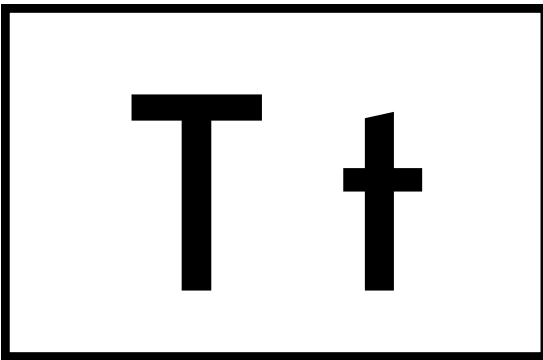


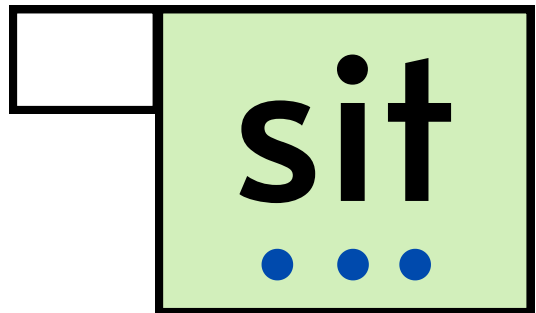
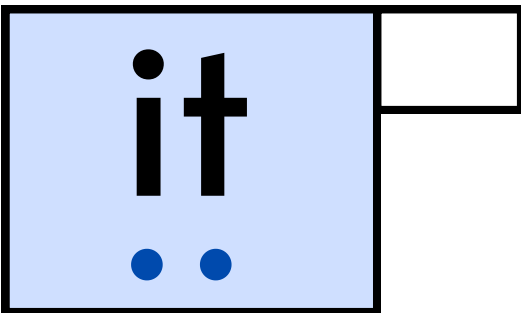
## Writing practice.







Stars awarded : 



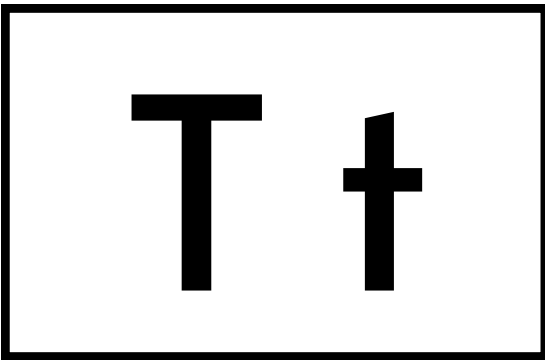
Blend the sounds and read the words. Tick the box if you get it right.



	<input type="checkbox"/>	
	<input type="checkbox"/>	

Tick the little box and colour the pictures that have the / t / sound in them.

Stars awarded : 



Stars awarded : 

STEPS	DOC	INSTRUCTIONS
1	SET 1 PG7	<p>Introduce the / t / sound using a few sentences and lots of pictures. Some examples below. Pay close attention to the / t / words.</p> <p><b>Example : Tim and Tom love to play tic tac toe. They taught Tina how to play too. Now the three of them play tic tac toe everyday after school.</b></p>
2		Show pictures of the game "Tic Tac Toe" and how to play.
3		Writing practice. Trace over dotted lines.
4		<p>Stars awarded. Colour in the number of stars according to how the child performed in the worksheet :</p> <p>* Colour within the lines * Able to follow the dotted lines.</p>
5	PG8	Blend the sounds and read the words. Tick the box if you get it right.
6		<p>Tick and colour the pictures that have the / t / sound.</p> <p>Answers : table, tree, turtle.</p>
7		<p>Stars awarded. Colour in the number of stars according to how the child performed in the worksheet :</p> <p>* Colour within the lines * Able to identify the sounds in the pictures * Able to remember the sound</p>
8	PG9	Trace over the / t / sounds.
9		<p>Stars awarded. Colour in the number of stars according to how the child performed in the worksheet :</p> <p>* Able to follow the dotted lines</p>