



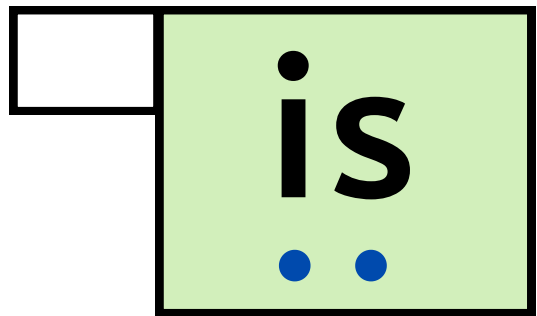
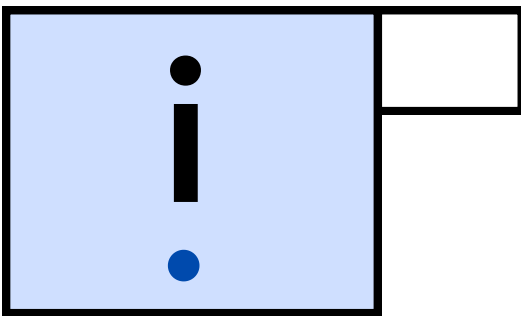
## Writing practice.

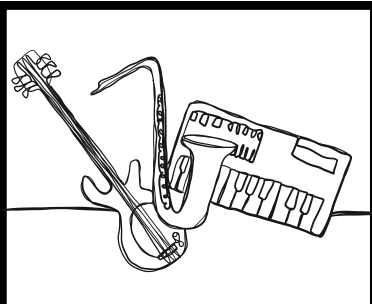





Stars awarded : 




Blend the sounds and read the words. Tick the box if you get it right.



	<input type="checkbox"/>	<input type="checkbox"/>	<input type="checkbox"/>	
	<input type="checkbox"/>	<p data-bbox="608 1357 986 1653">Tick the little box and colour the pictures that have the / i / sound in them.</p>	<input type="checkbox"/>	

Stars awarded : 



Stars awarded : 

STEPS	DOC	INSTRUCTIONS
1	SET 1 PG4	<p>Introduce the / i / sound using a few sentences and lots of pictures. Some examples below. Pay close attention to the / i / words.</p> <p><b>Example : There was a boy who lived in an igloo. He only used indigo coloured ink to write in his book. He was very intelligent and always scored well in his exams.</b></p>
2		Show pictures of an igloo and the indigo colour.
3		Writing practice. Trace over dotted lines.
4		<p>Stars awarded. Colour in the number of stars according to how the child performed in the worksheet :</p> <p>* Colour within the lines * Able to follow the dotted lines.</p>
5	PG5	Blend the sounds and read the words. Tick the box if you get it right.
6		<p>Tick and colour the pictures that have the / i / sound.</p> <p>Answers : instruments, ink, fish.</p>
7		<p>Stars awarded. Colour in the number of stars according to how the child performed in the worksheet :</p> <p>* Colour within the lines * Able to identify the sounds in the pictures * Able to remember the sound</p>
8	PG6	Trace over the / i / sounds.
9		<p>Stars awarded. Colour in the number of stars according to how the child performed in the worksheet :</p> <p>* Able to follow the dotted lines</p>